

TEKLA BASECAMP

AUG. 27 - 29

2
0
1
9

Localization and Collaborative Workflow Updates
David Hiddemen – Application Specialist
Lee Snyder – Product Manager



SUPPORT, TRAINING & LOCALIZATION



SUPPORT



Contacting our Helpdesk

- Need Help?
 - Email us (Tekla.Support.US@trimble.com)
 - When emailing support please tell us which product you are emailing in reference to (i.e. Structures, PowerFab, EPM, TSD, Tedds)
 - Call us (1-877-835-5265)
 - Extension 1 – Structures Support
 - Extension 2 – A&D Support (TSD and Tedds)
 - Extension 3 – PowerFab/EPM Support

Closing Cases with Support

- When working cases with support, you will get a case closed receipt 24 hours after we close the case
- What does this mean?
 - We have provided you with information that should resolve your question.
 - If the resolution we have provided does not resolve your query you can respond to the technician and we will re-open the case.

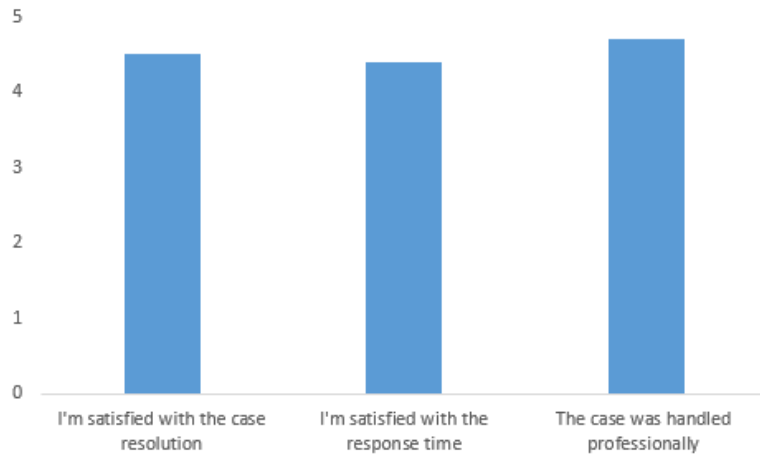
Closing Cases with Support

- For cases regarding feature requests or bugs, these are still closed but afterwards...
 - Helpdesk Cases are closed by our local support but Feature/Bug Items still open with our development team.
 - At any point you can email in and reference the defect or feature request number and get an update. Due to US GAAP we cannot give out all information relating to bugs but we can give you a basic update (i.e. it is being worked on or it has been fixed)
 - Also listed in Release notes

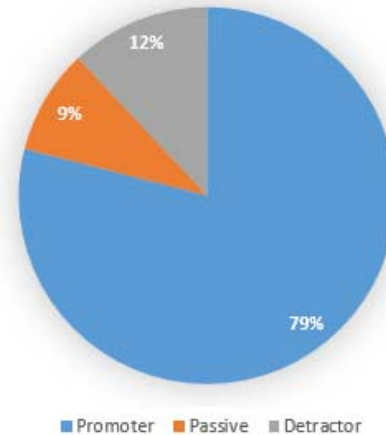
| | | |
|-----------|------------------|--|
| TSAC-2727 | Steel components | The countersunk bolts that have other bolts continue to use two w |
| TSAC-2543 | Steel components | In Shear plate simple (146) , clip secondary part. This has now bee |
| TSAC-2359 | Steel components | In U.S. Base plate (1047) , in som has now been fixed. |
| TSAC-2177 | Steel components | In H/V Shear plate (64) , previous has now been fixed. |

Survey Scores to date for 2019

- These statistics are based on Feedback via our Case Closed Receipt's



These results range from a score of 0 – 5.0
0 being the lowest and 5 being the highest



We have 895 responses out of which these results are populated

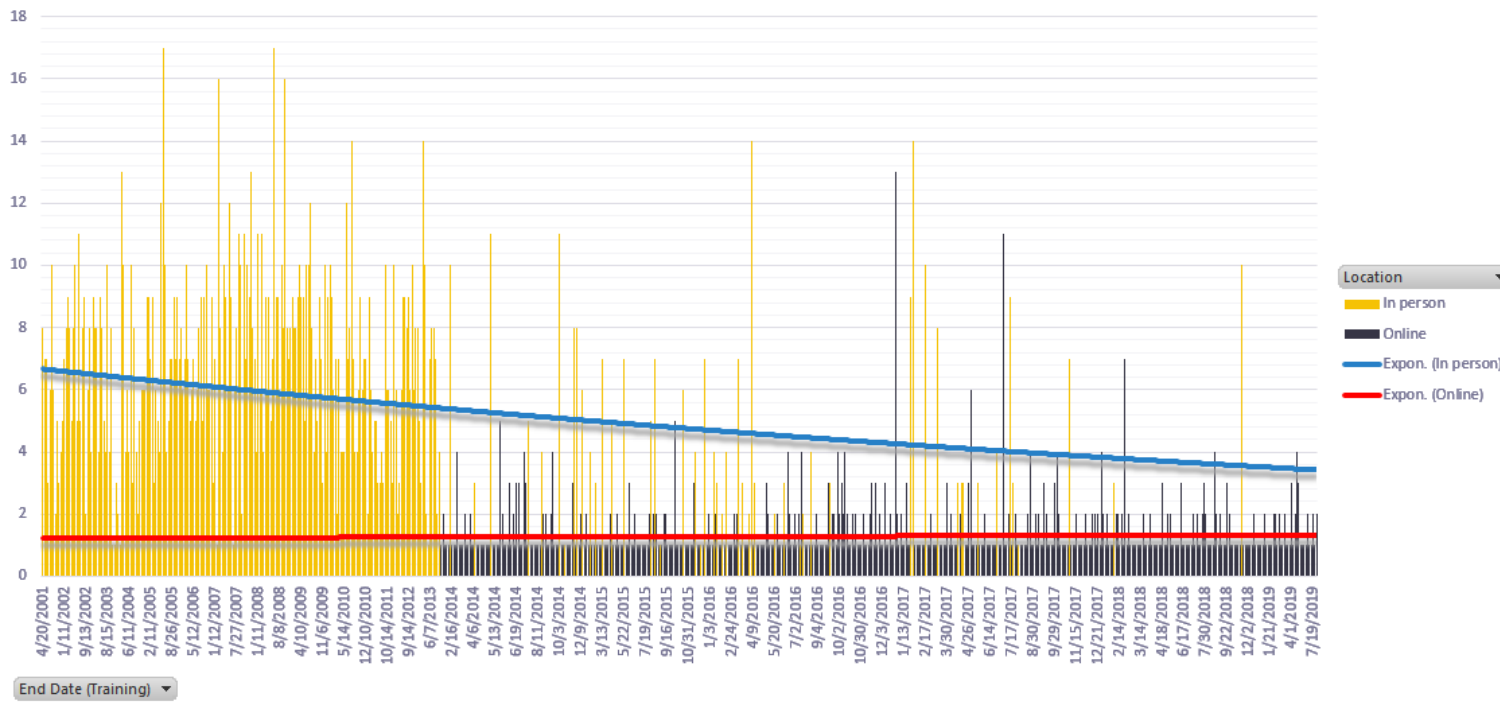
TRAINING OPPORTUNITIES



Tekla Structures training numbers

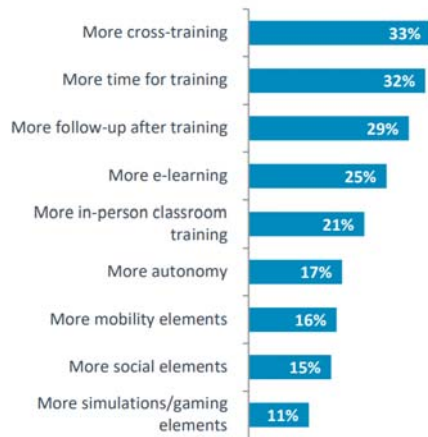
Count of Contact

In person and Online trends

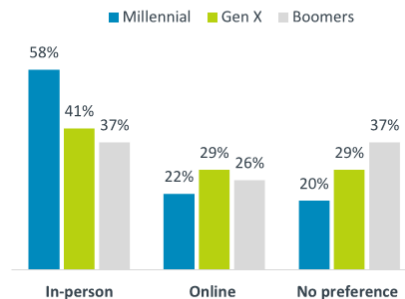


Importance of training


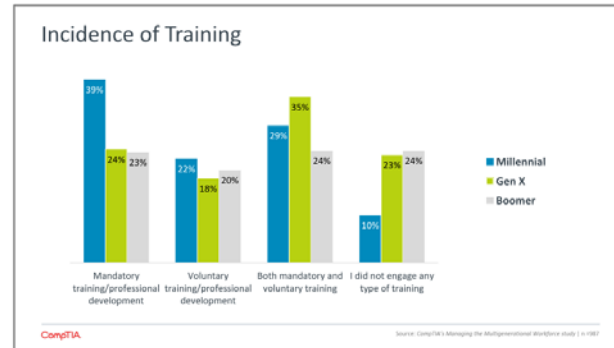
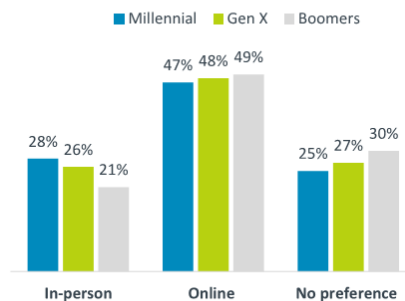
New elements desired in training



Modality preferences for **job-specific** training



Modality preferences for **general** training



CompTIA is a leading voice in the information communications and technology (ICT) industry that focuses its support on helping businesses in this arena by providing training, certifications, and guidance on gaining critical skills needed to operate a business more effectively.

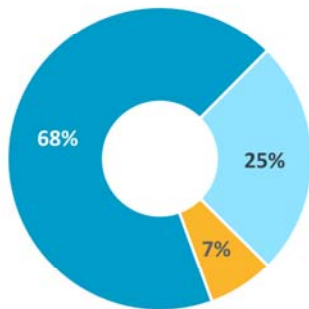
Source: CompTIA's HR Perceptions of IT Training and Certification study comptia.org

Hiring qualified employees

Most HR Professionals Report Experiencing Challenges in Filling Job Openings

About 9 in 10 (93% NET) found it challenging to fill openings with the right candidates over the past 12 months

Level of Difficulty in Finding Right Candidates Over the Past 12 Months



- Very Challenging
- Somewhat Challenging
- Manageable

Smaller organizations are much more likely than their large-size counterparts (500+) to have difficulty in filling openings with the right candidates.

Very Challenging:
 83% Small (5-99 employees)
 64% Medium (100-499 employees)
 49% Large (500+ employees)

CompTIA

Source: CompTIA's HR Perceptions of IT Training and Certification study
 Base: 400 U.S. HR professionals

Large Organizations Are Especially Impacted by Hiring Challenges

| Challenges Organizations Face in Filling Openings with the Right Candidates | Overall | Small 5-99 employees | Medium 100-499 employees | Large 500+ employees |
|---|---------|----------------------|--------------------------|----------------------|
| Finding candidates with the right level of experience | 44% | 35% | 45% | 57% |
| Finding candidates with the right "hard" skills | 37% | 31% | 30% | 52% |
| Pool of quality candidates in the local region | 37% | 32% | 37% | 43% |
| Filling openings in a timely manner | 37% | 24% | 40% | 53% |
| Finding candidates in the right salary range | 36% | 28% | 29% | 53% |
| Finding candidates with the right "soft" skills | 36% | 31% | 27% | 49% |
| Competing with large employers that can make more enticing offers | 33% | 29% | 32% | 41% |
| Costs associated with recruiting (e.g. job board fees, headhunters) | 32% | 28% | 35% | 35% |

See CompTIA's IT Industry Outlook 2015 for staffing and skills data specific to U.S. IT companies where 43% NET report being understaffed <http://www.comptia.org/resources/it-industry-outlook-2015>

CompTIA

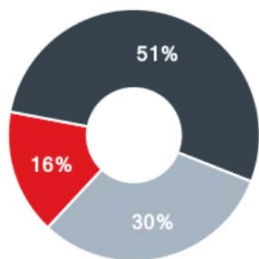
Source: CompTIA's HR Perceptions of IT Training and Certification study
 Base: 400 U.S. HR professionals

Sources: CompTIA's HR Perceptions of IT Training and Certification study
 CompTIA Employer Perceptions of IT Apprenticeships
 comptia.org

Hiring qualified employees

Most Organizations Trying Different Recruiting Tactics

Degree Organizations Changed or Tried Different Recruiting Tactics



- Significantly changed
- Moderately changed
- Little or no change

Over past 1-2 years

CompTIA

[+3% Not applicable]

Source: CompTIA Employer Perceptions of IT Apprenticeships | n=553 U.S. hiring managers & executives

Top 'Newer' types of methods tried for recruiting candidates:

- Social media campaigns / contests (41%)
- Partnership with local community college (38%)
- Data analytics / predictive analytics (26%)
- Partnership with an association or other non-profit group (23%)
- Mobile recruiting app (22%)
- Apprenticeship for non-traditional role (21%)

Expected Change in Importance of Factors Among New Hires and Existing Employees

Over next 2 years

■ Diminish in Importance ■ No Change ■ Grow Somewhat in Importance ■ Grow Significantly in Importance

NET
Grow



CompTIA

[Not Sure results not shown]

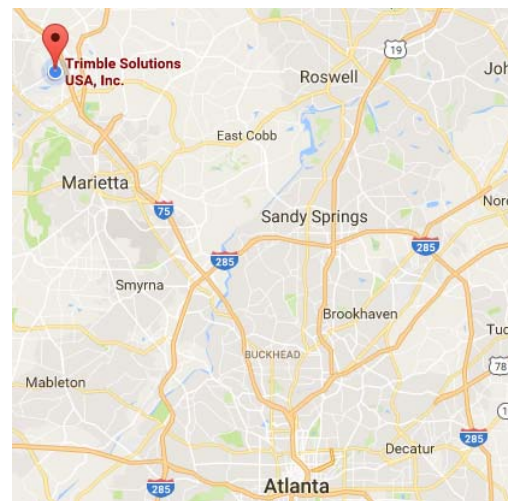
Source: CompTIA Employer Perceptions of IT Apprenticeships | n=553 U.S. hiring managers & executives

Sources: CompTIA's HR Perceptions of IT Training and Certification study
CompTIA Employer Perceptions of IT Apprenticeships
compTIA.org

Where Can I Train?

- Online
 - Guided training (paid)
 - Self-guided training (TUA-video tutorials)
- Kennesaw, Ga.
 - Instructor-led training
 - 3 to 10 people*
- Onsite (your office)
 - Instructor-led training
 - Up to 10 people*
- Offsite (neutral site in your region)
 - Instructor-led training
 - 6 or 8 people minimum, up to 12*

* Maximum for one trainer.



Benefits to Online Training

- Eliminate Travel Expenses
- Reduced Course Fee (Some TUA tutorials are free)
- Convenient
- Self-paced
- Reduced Downtime

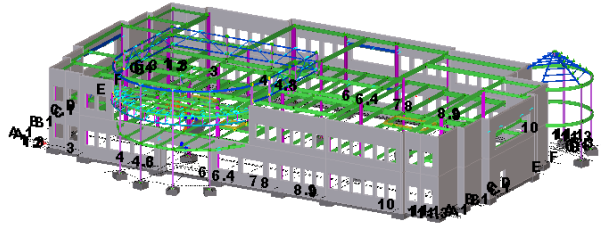



Benefits to Instructor Lead Training

- Real-time interaction and discussions with Instructor
- 99% completion rate
- Higher % of material comprehension
- Controlled environment
- Peer collaboration

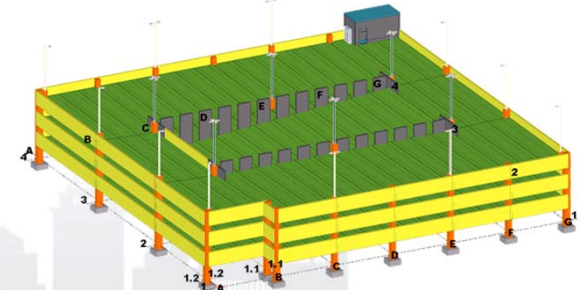
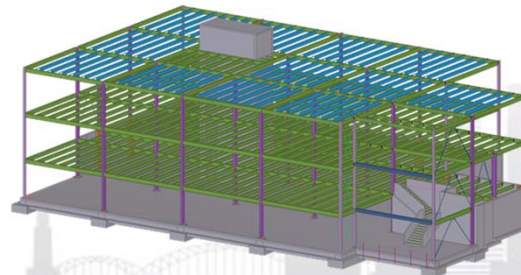
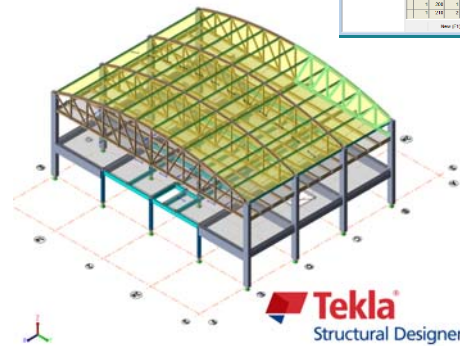
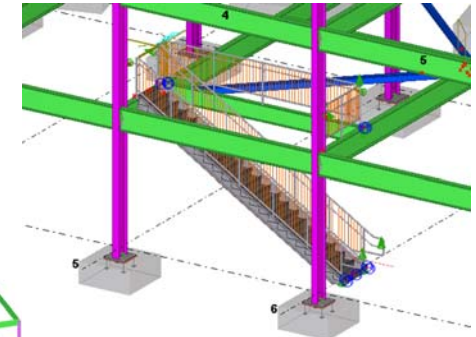
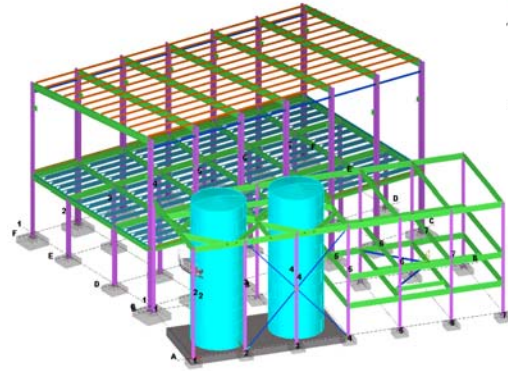


Basic Courses



Screenshot of the Tekla EPM software interface showing a table of structural elements. The table includes columns for ID, Type, Length, Area, Volume, and Weight.

| ID | Type | Length | Area | Volume | Weight |
|----|--------|--------|------|--------|--------|
| 1 | Column | 3.00 | 0.00 | 0.00 | 0.00 |
| 2 | Beam | 10.00 | 0.00 | 0.00 | 0.00 |
| 3 | Slab | 10.00 | 0.00 | 0.00 | 0.00 |
| 4 | Column | 3.00 | 0.00 | 0.00 | 0.00 |
| 5 | Beam | 10.00 | 0.00 | 0.00 | 0.00 |
| 6 | Slab | 10.00 | 0.00 | 0.00 | 0.00 |
| 7 | Column | 3.00 | 0.00 | 0.00 | 0.00 |
| 8 | Beam | 10.00 | 0.00 | 0.00 | 0.00 |
| 9 | Slab | 10.00 | 0.00 | 0.00 | 0.00 |
| 10 | Column | 3.00 | 0.00 | 0.00 | 0.00 |
| 11 | Beam | 10.00 | 0.00 | 0.00 | 0.00 |
| 12 | Slab | 10.00 | 0.00 | 0.00 | 0.00 |
| 13 | Column | 3.00 | 0.00 | 0.00 | 0.00 |
| 14 | Beam | 10.00 | 0.00 | 0.00 | 0.00 |
| 15 | Slab | 10.00 | 0.00 | 0.00 | 0.00 |
| 16 | Column | 3.00 | 0.00 | 0.00 | 0.00 |
| 17 | Beam | 10.00 | 0.00 | 0.00 | 0.00 |
| 18 | Slab | 10.00 | 0.00 | 0.00 | 0.00 |
| 19 | Column | 3.00 | 0.00 | 0.00 | 0.00 |
| 20 | Beam | 10.00 | 0.00 | 0.00 | 0.00 |
| 21 | Slab | 10.00 | 0.00 | 0.00 | 0.00 |
| 22 | Column | 3.00 | 0.00 | 0.00 | 0.00 |
| 23 | Beam | 10.00 | 0.00 | 0.00 | 0.00 |
| 24 | Slab | 10.00 | 0.00 | 0.00 | 0.00 |
| 25 | Column | 3.00 | 0.00 | 0.00 | 0.00 |
| 26 | Beam | 10.00 | 0.00 | 0.00 | 0.00 |
| 27 | Slab | 10.00 | 0.00 | 0.00 | 0.00 |
| 28 | Column | 3.00 | 0.00 | 0.00 | 0.00 |
| 29 | Beam | 10.00 | 0.00 | 0.00 | 0.00 |
| 30 | Slab | 10.00 | 0.00 | 0.00 | 0.00 |

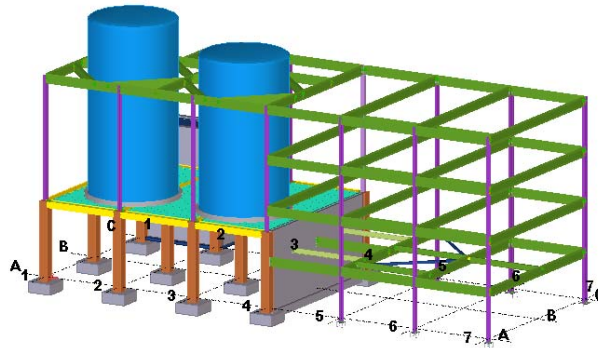


Tekla
Structural Designer

TEKLA
BASECAMP

Advanced Topics

- General
 - Connections
 - Administration
 - Interoperability
 - Drawings
- Template Editor
 - Reports
 - Templates
 - Layouts
- Custom Components
 - Creation
 - Edit Existing
 - Customization



Training information

- Training Agendas
 - www.tekla.com/us/services/training
- Questions about our courses
 - tekla.training.admins.us@trimble.com
- Online Tekla User Assistance
- Interested in purchasing
 - Speak to your Account Manager

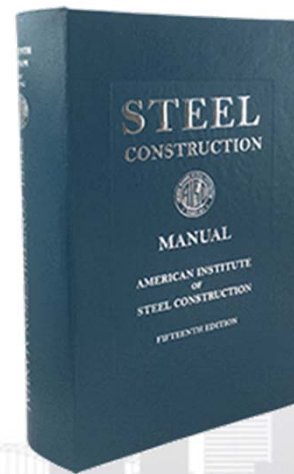


LOCALIZATION FOR USA ENVIRONMENTS



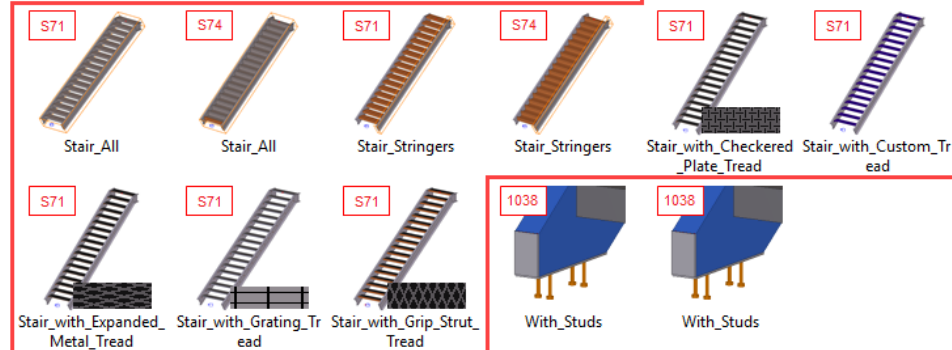
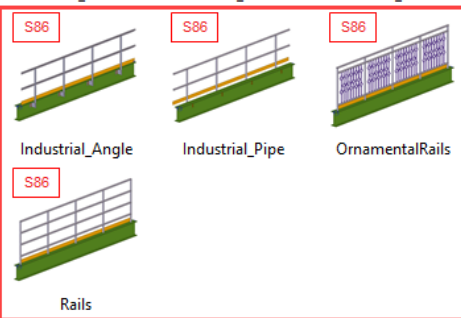
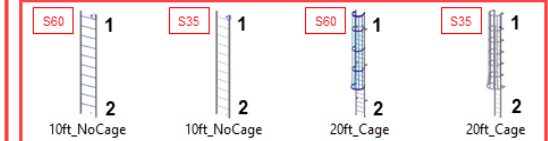
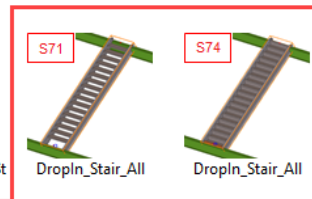
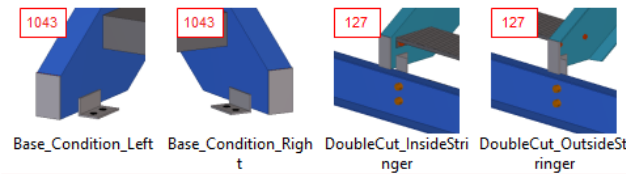
2018 - Localization Improvements

- AISC Changes per 15th Edition
- Profile database has now been updated to include changes from the 15th Edition of the AISC Steel Construction Manual



2018 - Localization Improvements

- New Published Attributes for Misc Stairs, ladders, and Rails
- Published attributes for S86, S35, S60, S71, and S74 for easy access to load settings in one click.

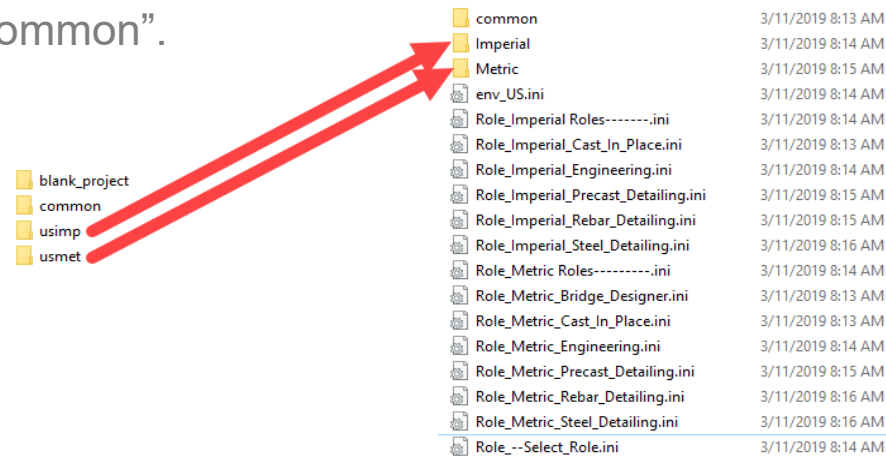


2019 - Changes in folder structure

- Previously we had two separate environments and those have now been combined into one singular environment called “USA”

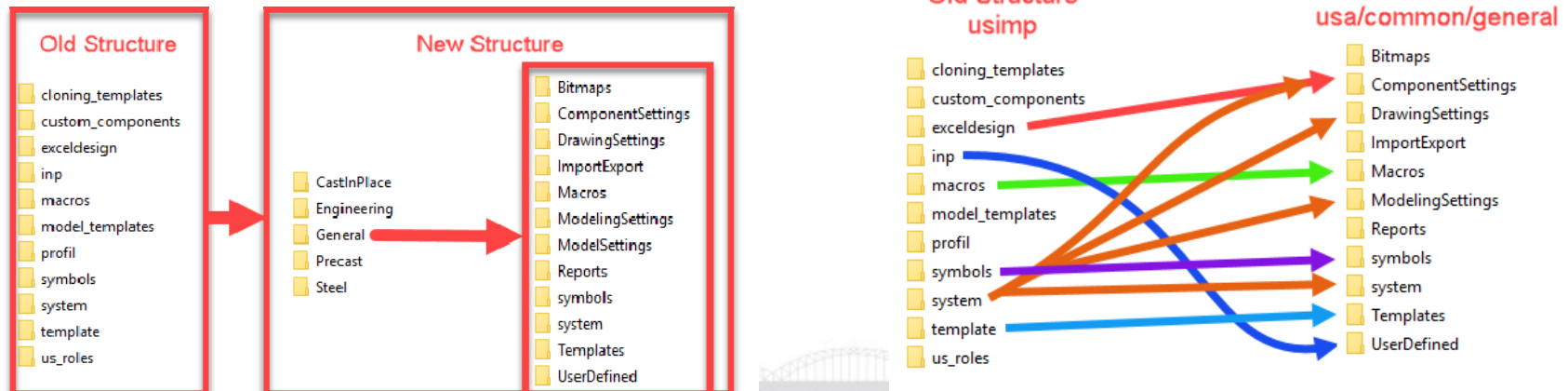


- The USIMP and USMET folders were merged into unit specific folders (Imperial and Metric) and all common files shared between those environments were merged into a folder called “Common”.



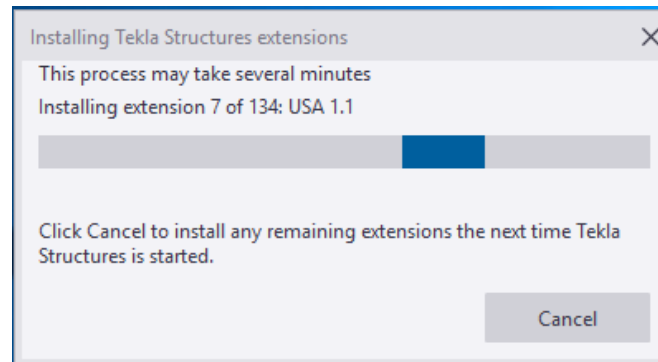
2019 - Renaming of sub folders

- The old folder structure was broken down into more specific folders in 2019. For example, the 'system' folder contained
 - component settings
 - drawing settings
 - etc...
- Now we have folders in the new structure specific to Drawing Settings, Component Settings, Modeling Settings, etc...



2019 - TSEP Installations for environments

- We introduced the TSEP installations for environments. Now environment installations are done via a TSEP file during the launch of Tekla or during installation of the exe.

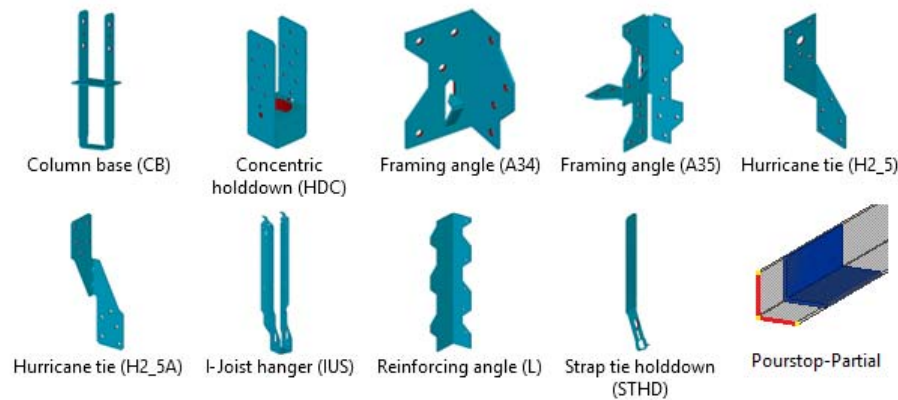


2019 - Extensions

- Extensions will now be included out of the box when you install the USA Environment
 - Beam Marks
 - Compare Objects
 - Drawing BreakLine
 - Formwork Tools – Slabs and Walls
 - Grid From Parts
 - Handrail Dimensioning
 - Multi Converter
 - Plan Level Mark
 - Publish 3D PDF
 - Layout Point Applicator
 - Rebar Export
 - Rebar RDX Export
 - Reference Model Scale Tool
 - US Custom Variables
 - Z Pan Dimensioning (New)

2019 - Localization Changes for all roles

- A few components were removed but are still available in the system location (environments\usa\imperial\customcomponents “wood Connectors.uel and Pourstop-Partial.uel”)



TEKLA WAREHOUSE

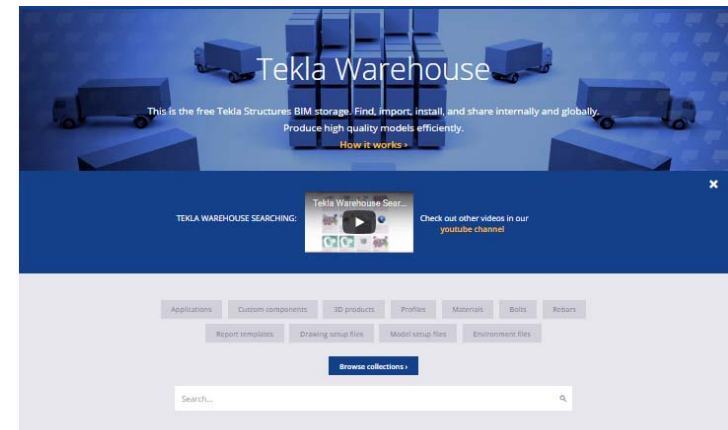


Tekla Warehouse

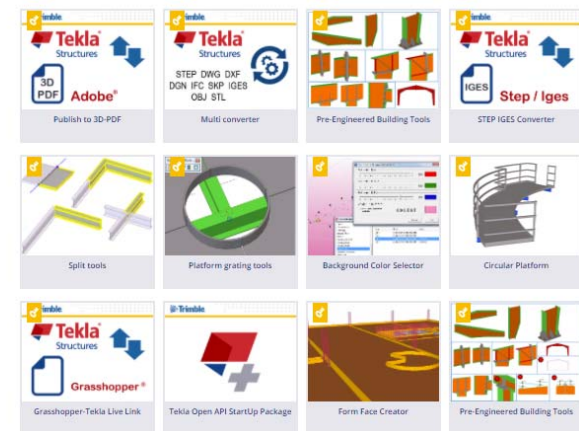
- Tekla Warehouse is an online library of Tekla Structures modeling tools, intelligent parts and templates
- More efficient workflows and higher quality
 - Easy to find
 - Easy to import and install
 - Easy to share internally and globally



TEKLA
BASECAMP



Popular



Tekla Warehouse

- Subscribe to extensions to get email updates when they are modified/updated

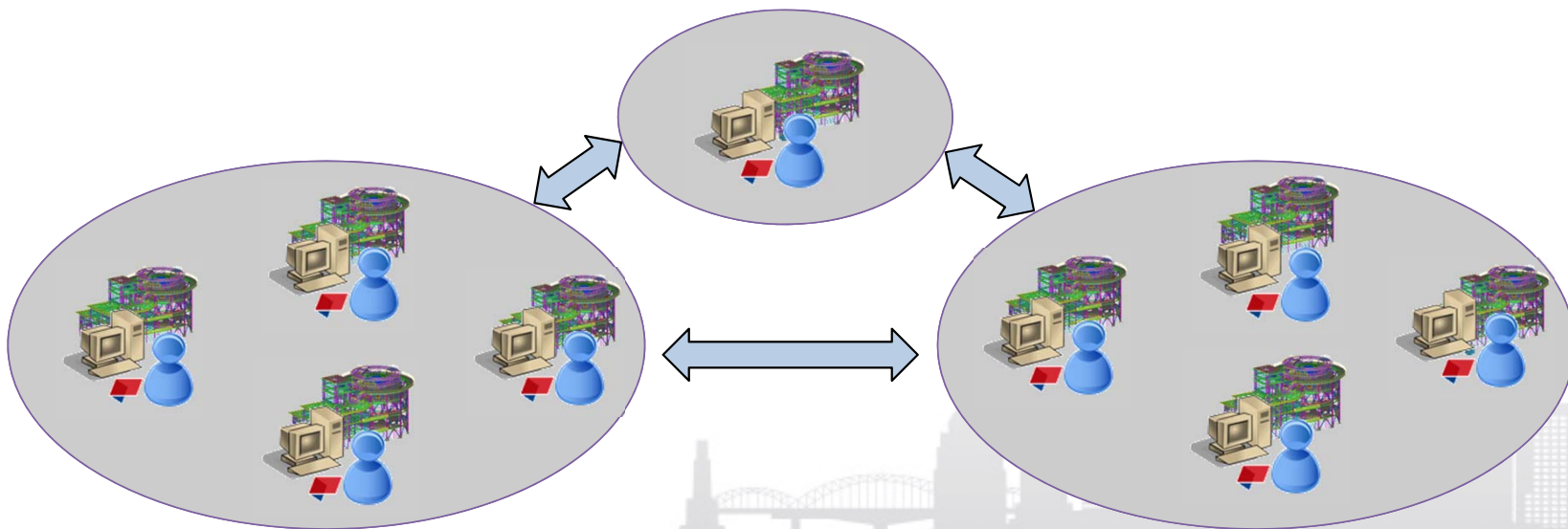


MODEL SHARING



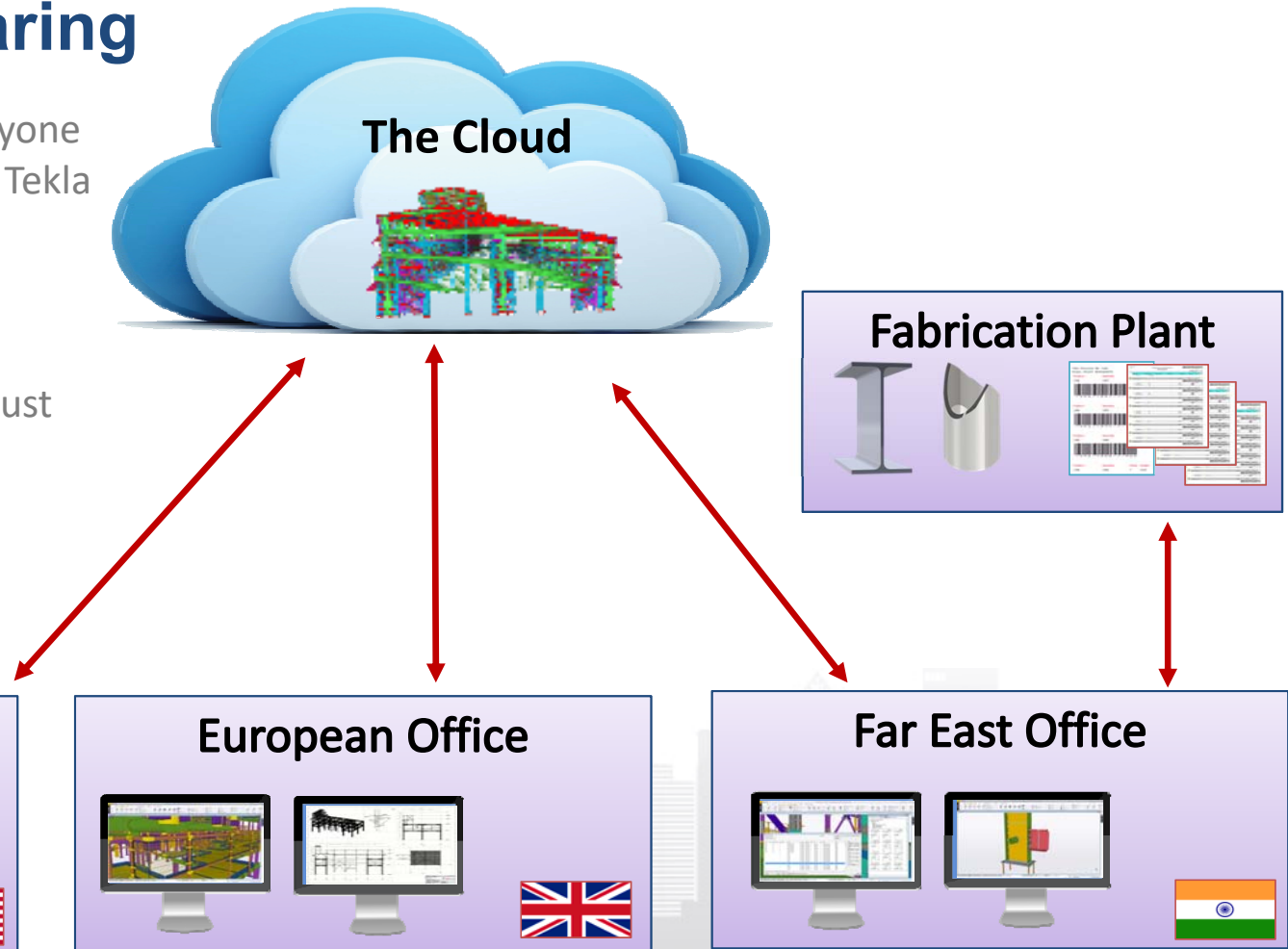
Recap - What is Tekla Model Sharing?

- Allows collaboration at any distance
 - Satellite offices or subcontractors
 - Offsite employees
 - Everyone has local copy of model



Tekla Model Sharing

- Share your project with anyone around the world who has Tekla Structures and Internet connection
- Model Sharing exchanges just the changes sent by each project participant.



Model Sharing

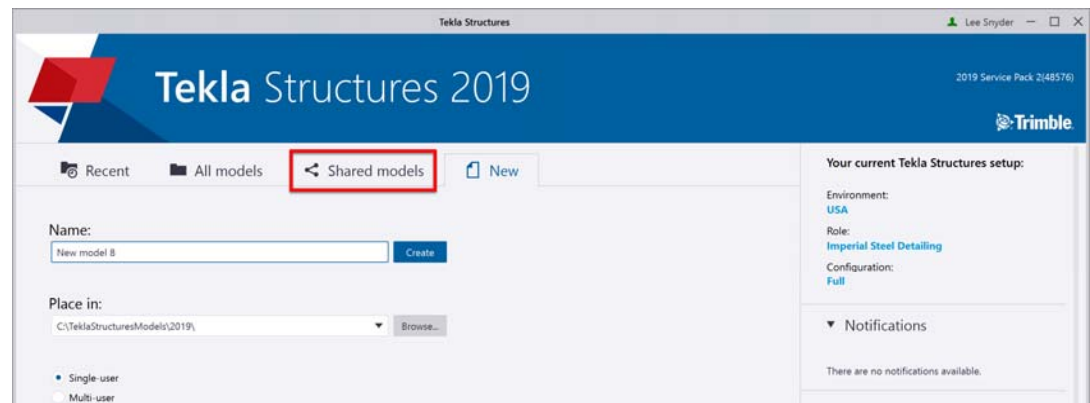
WHAT'S NEW



Shared models tab in start screen

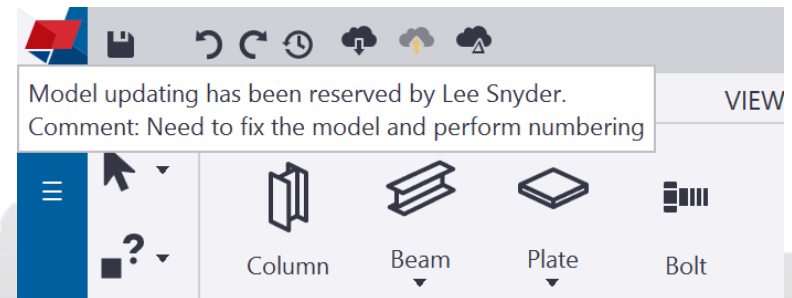
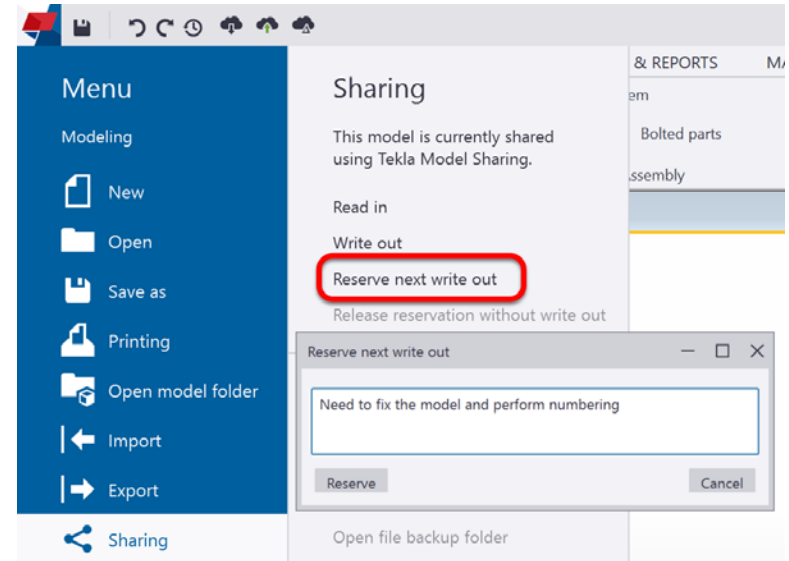
The start screen of Tekla Structures 2019 has been updated.

- All tabs of the start screen now have their own dedicated views.
- There is a new **Shared models** tab that includes the Tekla Model Sharing models.



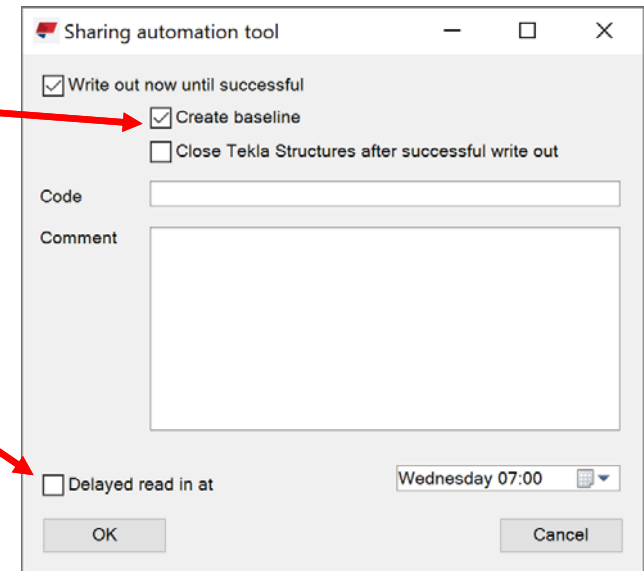
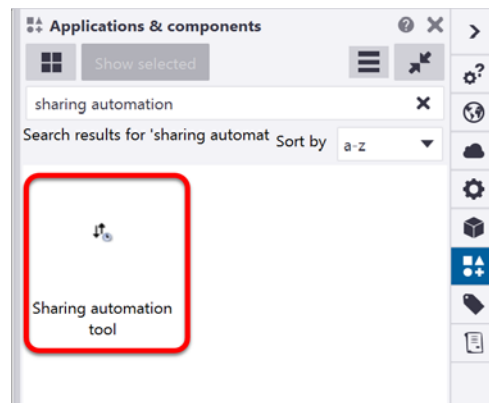
Reserve Next Write Out

- Reserve next write out in order to push your update to the model before letting the others make changes (and forcing you to Read In)
- E.g. Centralized numbering where one person
 - Reads in
 - **Reserves next write out**
 - Performs numbering
 - Writes out
- Also great for baselining and investigating etc.



Sharing Automation Tool

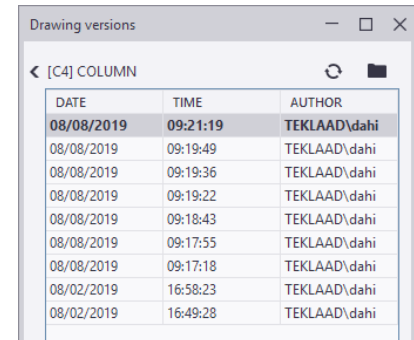
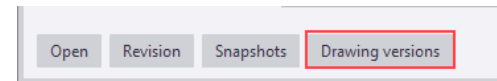
- New option for Write out
 - User with Owner role can **Create Baseline**
- Fixed sessions renewal after overnight wait
 - Now delayed Read in can be used to get the latest updates before starting the workday



Sharing Automation Tool is included in installation
Find it in **Applications & components**


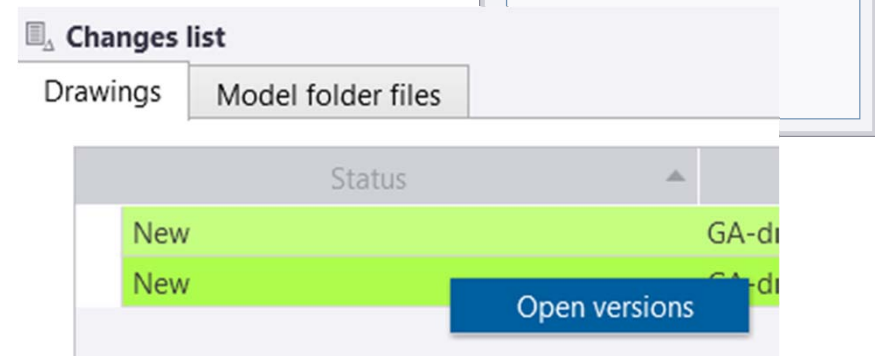
Drawing Version History

- View and open previous versions
 - View snapshots, overlay to see changes
 - View deleted drawing snapshots too
- Restore previous versions
 - Open and save to restore 'lost' versions when there are user conflicts or errors
 - *Cannot restore deleted drawings
- With version control, unintentional changes to drawings by another user can be identified and version with correct content can be returned.



A screenshot of the 'Drawing versions' window for drawing [C4] COLUMN. It displays a table with columns for DATE, TIME, and AUTHOR.

| DATE | TIME | AUTHOR |
|------------|----------|--------------|
| 08/08/2019 | 09:21:19 | TEKLAAD\dahi |
| 08/08/2019 | 09:19:49 | TEKLAAD\dahi |
| 08/08/2019 | 09:19:36 | TEKLAAD\dahi |
| 08/08/2019 | 09:19:22 | TEKLAAD\dahi |
| 08/08/2019 | 09:18:43 | TEKLAAD\dahi |
| 08/08/2019 | 09:17:55 | TEKLAAD\dahi |
| 08/08/2019 | 09:17:18 | TEKLAAD\dahi |
| 08/02/2019 | 16:58:23 | TEKLAAD\dahi |
| 08/02/2019 | 16:49:28 | TEKLAAD\dahi |



A screenshot of the 'Drawing versions' window showing a comparison of drawings. The window title is 'Compare drawings in this model and in C:\TeklaStructuresModels\2019\TC University'. It displays a table with columns for TYPE, MARK, NAME, TITLE 1, and AUTHOR. The table is filtered to show only 'COLUMN' type drawings.

| TYPE | MARK | NAME | TITLE 1 | AUTHOR |
|------|-------|--------|---------|--------------|
| ✓ A | [A1] | COLUMN | | TEKLAAD\dahi |
| ✓ A | [A2] | COLUMN | | TEKLAAD\dahi |
| ✓ A | [A10] | COLUMN | | TEKLAAD\dahi |
| ✓ A | [C33] | COLUMN | | TEKLAAD\dahi |
| ✓ A | [C31] | COLUMN | | TEKLAAD\dahi |
| ✓ A | [C2] | COLUMN | | TEKLAAD\dahi |
| ✓ A | [C6] | COLUMN | | TEKLAAD\dahi |
| ✓ A | [C7] | COLUMN | | TEKLAAD\dahi |
| ✓ A | [C8] | COLUMN | | TEKLAAD\dahi |
| ✓ A | [C13] | COLUMN | | TEKLAAD\dahi |
| ✓ A | [C19] | COLUMN | | TEKLAAD\dahi |
| ✓ A | [C14] | COLUMN | | TEKLAAD\dahi |

Model Sharing

MANAGEMENT CONSOLE



What is the Management Console?

Web access

for admins

to manage and control

all shared models of the organization

- Independent of
- Tekla Structures
 - Membership in shared models

List all shared models

- List all models
- View basic model information
 - Name, creation date, TS version
 - Model Id, Environment
 - User count, Versions count
- List Versions (packets) in model
 - See version type (Base, Incr)
 - Who created it and when
 - Comment about the change
- List Users in model
 - See each user's current version

| MODEL | CREATED (UTC) ▼ | COMPANY | TS VERSION | Users | Versions |
|-------------------------------------|---------------------|---------|------------|-------|----------|
| Junior Designer testing course 2016 | 2017-03-01 06:40:19 | Audit2 | 2016i | 1 | 4 |
| Delhi Schooling PR section A2 Bld4 | 2017-03-01 05:56:58 | Audit2 | | | |
| Mall of KL parking W2 | 2017-03-01 05:51:22 | Audit2 | | | |
| Town Office Melbourne | 2017-03-01 | Audit2 | | | |

AUDIT2

Delhi Schooling PR section A2 Bld4

Description Audit2
 Company Audit2
 Created (UTC) 2017-03-01 05:56:58
 Created by tmstesting+300@outlook.com
 Model Id f834a232-ef35-4e4f-aa41-f068b0d219dc
 LockType NoLock
 LockOwner
 LockComment

Environment Default
 DB Version 837
 TS Version 2016i

Users Count 5
 Versions Count 8

| NAME | EMAIL ▲ | COMPANY | ROLE | VERS | LOADED (UTC) |
|----------------|-----------------------------|----------------|--------|------|--------------|
| Emma Snowflake | emma.snowflakeinc@gmail.com | Snowflake Inc. | Editor | - | |
| Jari Sundqvist | jari.sundqvist@gmail.com | | Viewer | - | |
| Noah Snowflake | noah.snowflakeinc@gmail.com | Snowflake Inc. | Editor | - | |

| | | | | | |
|---|------|---------------------|----------------------------|--------------------|-------------------------|
| 6 | Incr | 2017-03-01 06:00:33 | tmstesting+300@outlook.com | Primary columns | 2016i Release Candidate |
| 5 | Incr | 2017-03-01 05:59:47 | tmstesting+300@outlook.com | Footings completed | 2016i Release Candidate |
| 4 | Incr | 2017-03-01 05:58:59 | tmstesting+300@outlook.com | Footings | 2016i Release Candidate |

Add users to shared models

- Add users to a shared model
 - Admin can assist on building the design team
 - New employees can be added to projects easily
 - Can be done without opening Tekla Structures

Town Office Melbourne

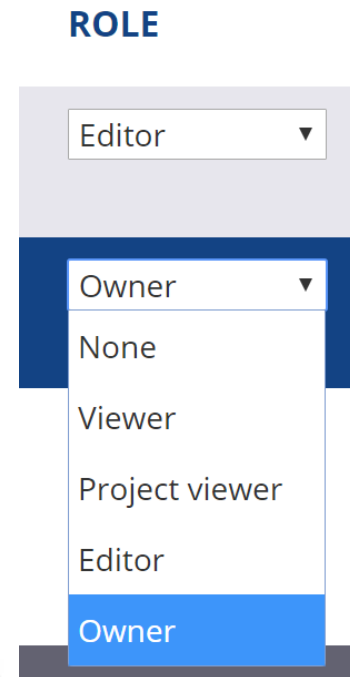
Filter

| NAME | EMAIL ▲ | COMPANY | ROLE | VERS | LOADED (UTC) |
|----------------|-------------------------------|----------------|------------------|------|---------------------|
| Emma Snowflake | emma.snowflakeinc@gmail.com | Snowflake Inc. | Project viewer ▼ | - | |
| Noah Snowflake | noah.snowflakeinc@gmail.com | Snowflake Inc. | Editor ▼ | - | |
| | olivia.snowflakeinc@gmail.com | | Owner ▼ | - | |
| User Demo | tmstesting+300@outlook.com | Audit2 | Owner ▼ | 9 | 2017-03-01 05:48:36 |

[Back](#) [Add users](#) [Save](#)

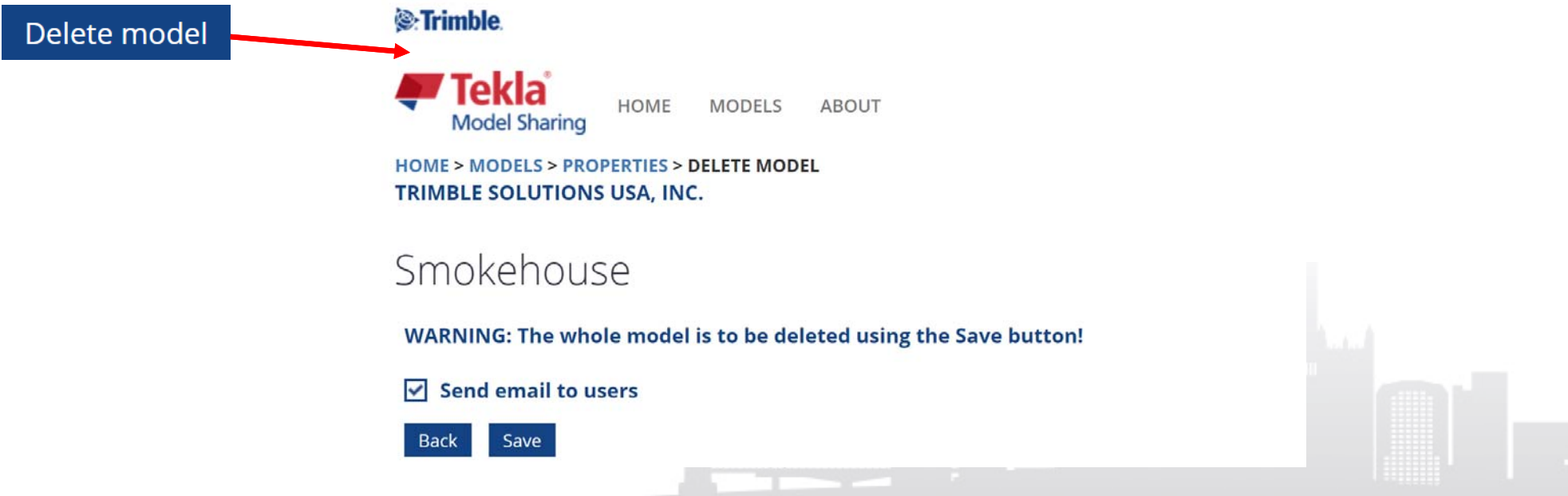
Modify roles of users in model

- Modify roles of users in model
 - Admin can now remove access for a **leaving** employee
 - Admin can also **promote** another *owner* in a case the only *owner* is unreachable



Delete model from sharing service

- Admin can now delete shared models
 - Can be used for cleaning up completed or obsolete projects



Model Lock and Version Delete

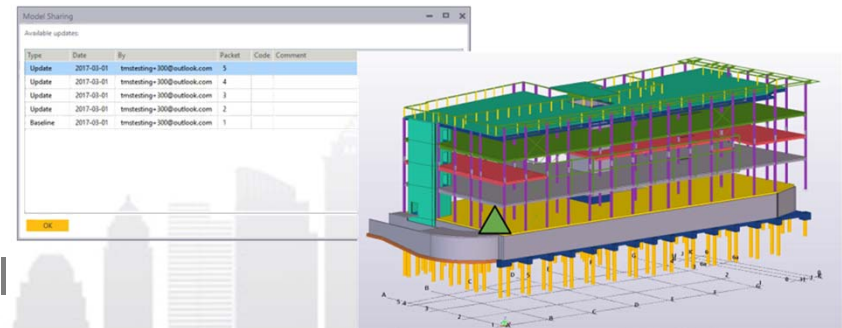
Model Lock

- Prevent users from Writing out
- Lock the model when trying to identify broken version (packet).
Unlock after deleting the packet



Version Delete

- Find the last valid version
- Delete version after that (and in practice all newer version along)
- Users are forced to rejoin the model to the valid version



Model Sharing

GETTING STARTED FOR NEW USERS



Free trial can be initiated by customer admin

Free trial can be initiated by customer admin, without contacting Tekla sales.

The trial is currently available for customers in

- USA, Canada
- United Kingdom, Ireland
- France, The Netherlands
- Australia, New Zealand
- India
- Korea, The Philippines, and
- Middle East region



TRIALS AND CAMPAIGNS

| NAME | SEAT COUNT | DURATION | INFO | STATUS |
|---------------------|------------|----------|---|-----------------------------|
| Model Sharing Trial | 5 | 90 days | https://www.tekla.com/products/tekla-model-sha... | Start trial |

eLearning lesson and training video clips

Quick learning (no cost)

- Interactive **eLearning** course (30 min)
- **Video tutorials** to learn the
 - basic usage, and
 - how to take Tekla Model Sharing into use
 - available in [TUA](#) and Free trial campaign site, also in [YouTube](#)



Open the **interactive eLearning course** for Tekla Model Sharing. This course includes all the Model Sharing videos below, additional learning material, and knowledge checks. Completing the course takes about 30 minutes.

Video tutorials - Tekla Model Sharing

Tekla Model Sharing enables teams to collaborate on the same Tekla Structures project regardless of their location or time zone. Tekla Model Sharing adapts to any internet connection speed, and you can even work offline. No additional hardware or software is required apart from Tekla Structures.

On this page, you can browse the Tekla Model Sharing getting started videos and learn how to take Tekla Model Sharing into use.



Overview: Tekla Model Sharing
Learn the basic concepts of Tekla Model Sharing. For example, the difference between Tekla Structures multi-user mode and Model Sharing, and between baselines...

Joining a model
Joining a shared model after receiving e-mail notification

Write-out - share the changes you made
Learn how to share your work on a Shared model by writing out the changes.



Read-in - get the changes your team has made
Learn how to get the changes others have made on a shared model by reading in the changes.

Sharing your model
On this video you will see how to create a shared model.

User roles in Tekla Model Sharing
Learn about the user roles in Tekla Model Sharing. There are four roles: Owner, Editor, Viewer, and Project Viewer.



Inviting Users
In this lesson you will see how to invite users to your shared model

Managing Tekla Model Sharing as an administrator
Learn how to use the Management Console. With Management Console, administrators can list and delete models, add users and modify the roles of users, lock and...

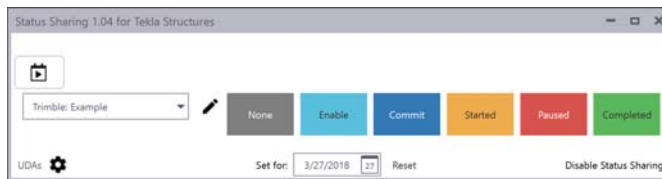
TRIMBLE CONNECT



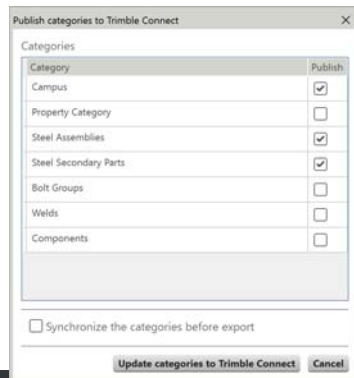
TEKLA
BASECAMP 

Tekla Structures Extensions

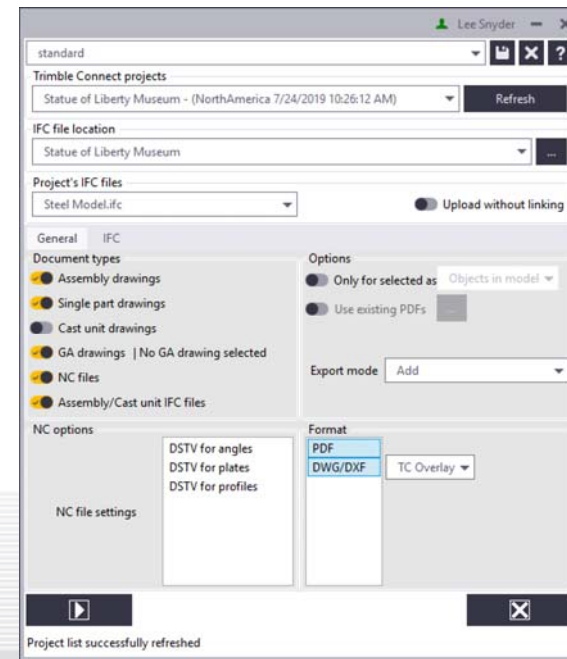
- Workflow Tools – Status Sharing



- Workflow Tools – Publish Categories To Trimble Connect



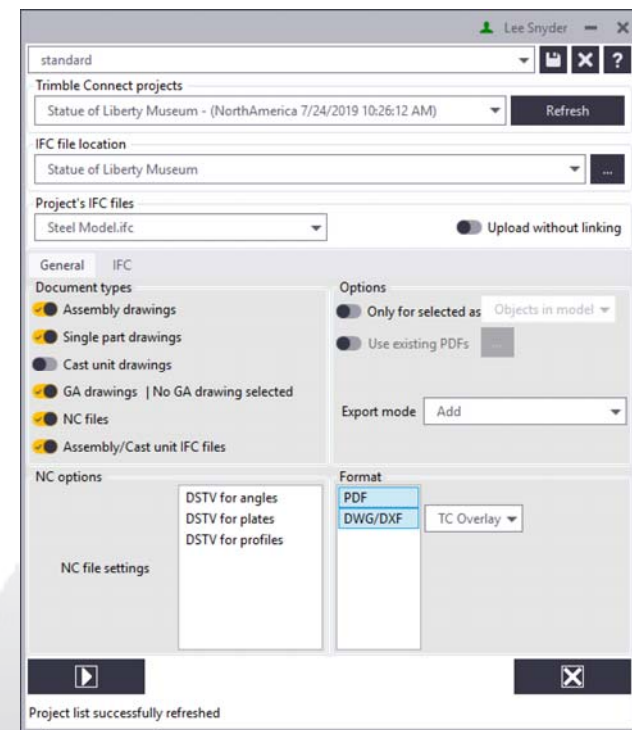
- Linking Documents To Trimble Connect



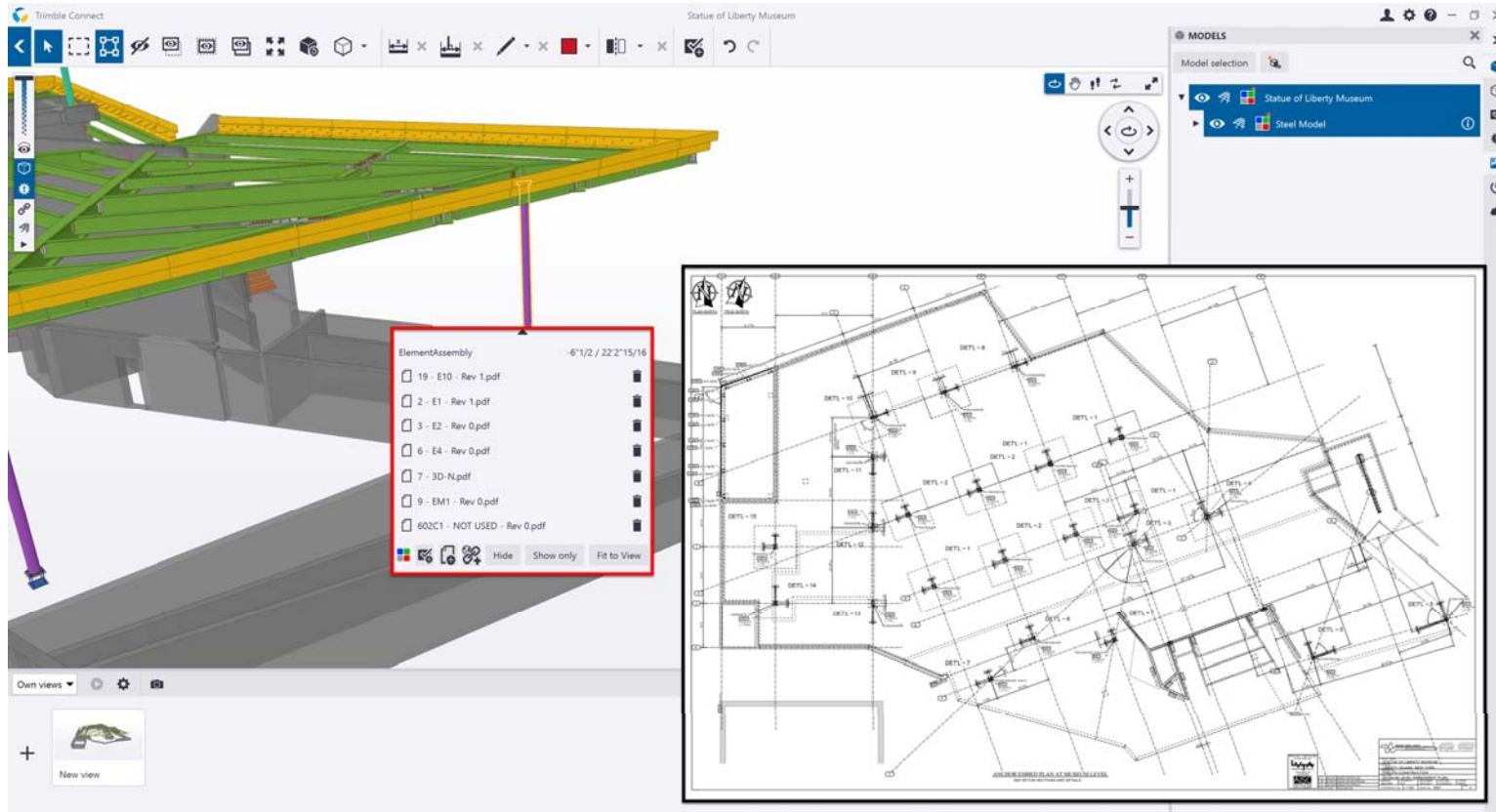
Linking documents to Trimble Connect



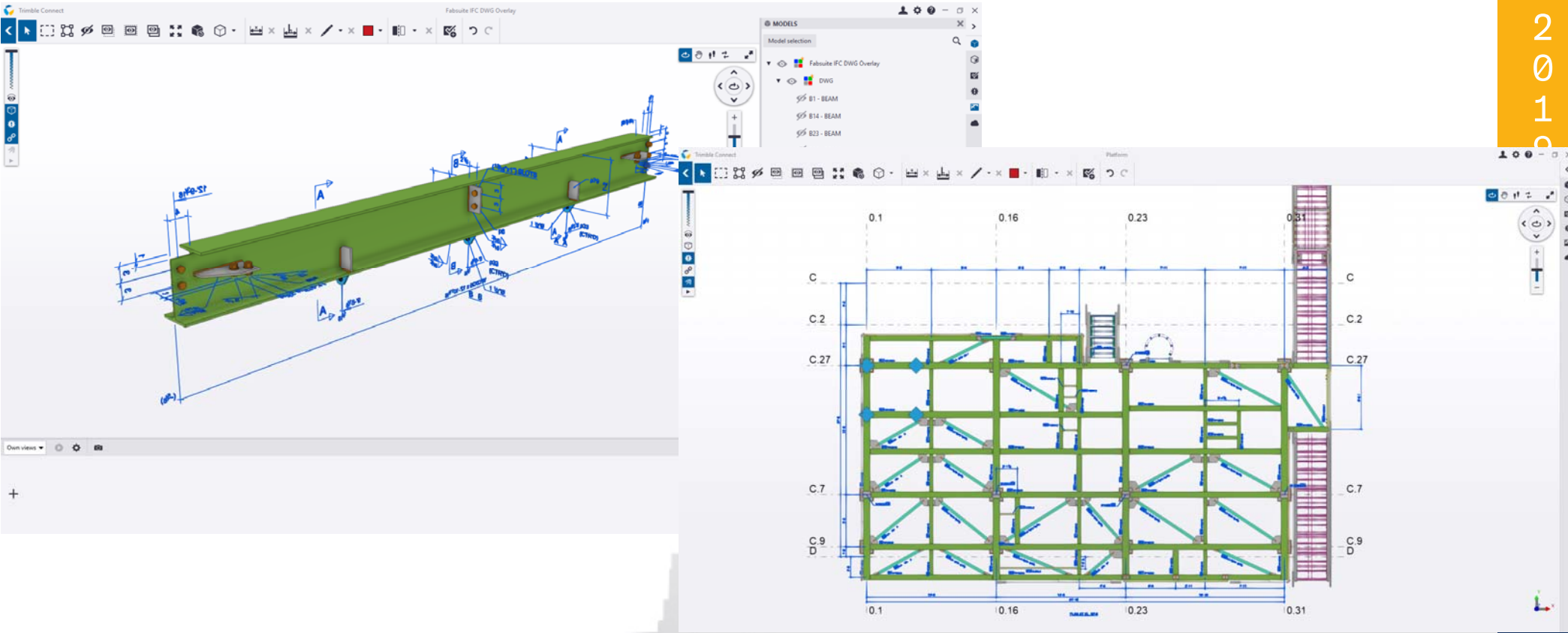
- Link documents to model objects
 - PDF drawings
 - Part, Assembly & Cast Unit
 - GA Drawings
 - DSTV (CNC) Files
 - IFC files for assembly/cast units
 - DWG – Drawing Annotation Overlay
- Trimble Connect project needs to be created first



Linking documents to Trimble Connect



DWG - Drawing Annotation Overlay



Linking Documents To Trimble Connect

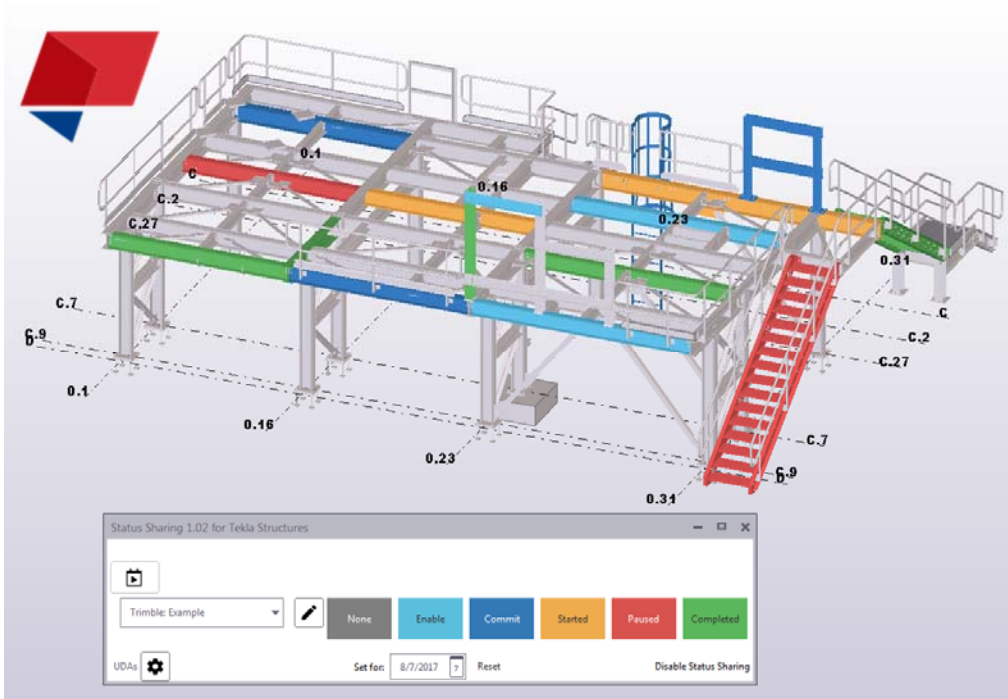
The screenshot displays the Tekla Structures software interface. The main window shows a 3D model of a structure. A 'Document manager' window is open, displaying a table of documents. A 'Linking' dialog box is also open, showing options for linking documents to Trimble Connect.

| Changes | Created | Modified | Revision | Mark | Type | Name | Title 1 |
|------------------------|------------|------------|----------|---------|------|----------|-------------|
| Issued drawing changed | 02/12/2017 | 07/31/2019 | 1 | [2] | G | E1 | LOW ROOF U |
| Issued drawing changed | 02/15/2017 | 07/31/2019 | 1 | [4] | G | E3 | PARTIAL ROO |
| Issued drawing changed | 03/27/2017 | 07/31/2019 | 1 | [10] | G | EM2 | PARTIAL EMB |
| Issued drawing changed | 04/22/2017 | 07/31/2019 | 1 | [12] | G | E6 | SECTIONS & |
| Issued drawing changed | 08/08/2017 | 07/31/2019 | 1 | [19] | G | E10 | ROOF LEVEL |
| Issued drawing changed | 08/18/2017 | 07/26/2019 | 1 | [5481] | A | NOT USED | BEAM |
| Issued drawing changed | 02/17/2017 | 07/31/2019 | 0 | [6] | G | E4 | ROOF LEVEL |
| Issued drawing changed | 02/12/2017 | 07/31/2019 | 0 | [3] | G | E2 | ROOF LEVEL |
| Issued drawing changed | 04/23/2017 | 07/31/2019 | 0 | [15] | G | E7 | SECTIONS & |
| Issued drawing changed | 08/18/2017 | 07/24/2019 | 0 | [p4541] | W | Fittings | DO NOT USE |
| Issued drawing changed | 08/21/2017 | 07/30/2019 | 0 | [375] | M | S44 | USED FOR SE |
| Issued drawing changed | 07/30/2019 | 07/30/2019 | 0 | [5481] | W | Fittings | DO NOT USE |
| Issued drawing changed | 02/21/2017 | 07/31/2019 | 0 | [7] | G | 3D-N | 3D VIEW LOC |

The linking dialog box shows the following settings:

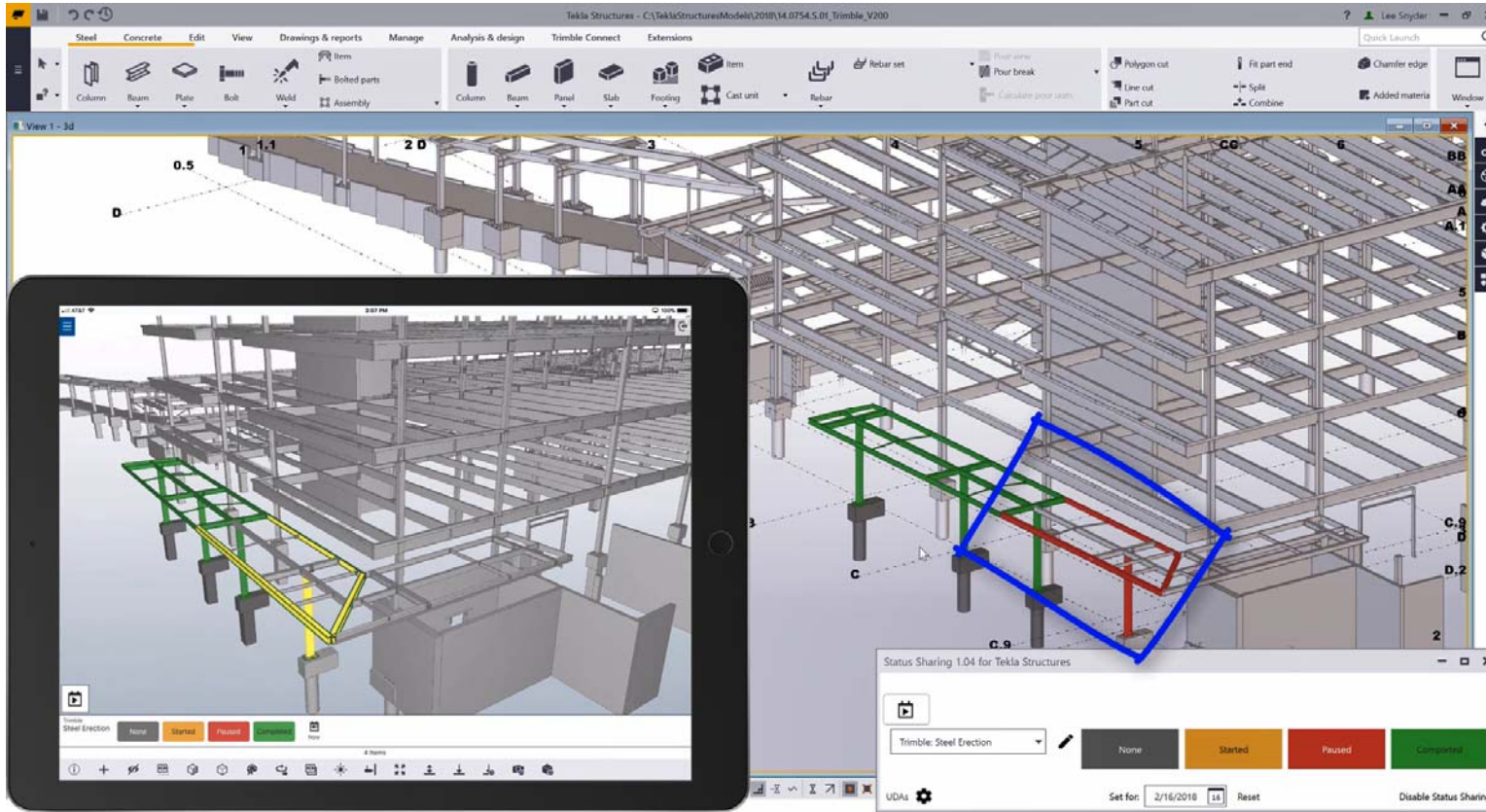
- Trimble Connect projects: ds 2019 - Statue of Liberty Museum - (NorthAmerica 6/21/2019 1:09:16 PM)
- IFC file location: BIM Awards 2019 - Statue of Liberty Museum > IFC File
- Project's IFC files: SOL Museum - IFC File of Model\IFC.ZIP
- Document types: Assembly drawings (selected), Single part drawings, Cast unit drawings, GA drawings, NC files, Assembly/Cast unit IFC files
- Options: Only for selected as Drawings (selected), Use existing PDFs
- Export mode: Add
- Format: PDF, DWG/DXF
- NC file settings: DSTV for angles, DSTV for plates, DSTV for profiles

Workflow Tools - Status Sharing



Workflow Tools - Status Sharing

2019



Workflow tools for Tekla Structures

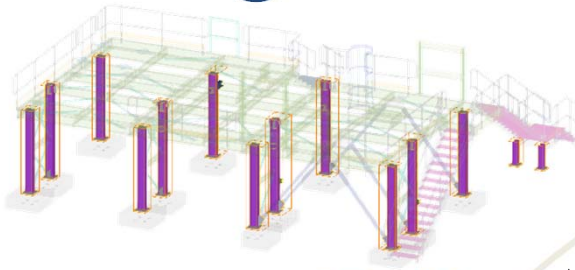
10 10




GROUP: 3D products, Applications
CATEGORY: Timber structures, Take off structures, Cast in place concrete, Erect concrete, Interoperability, Compare, revision, design, Offshore, Design / Engineering / Detailing, Scheduling, Reinforcement, VIE Contracting
This tool enables cloud-based (Trimble Connect) management. You can control and keep local status information for project management.

TEKLA
BASECAMP

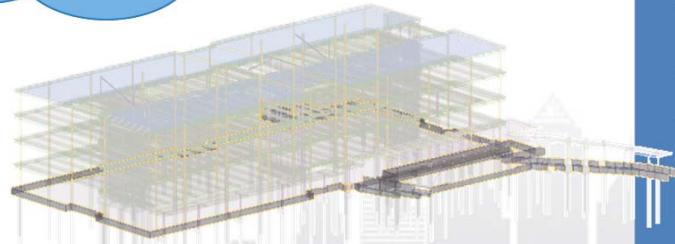
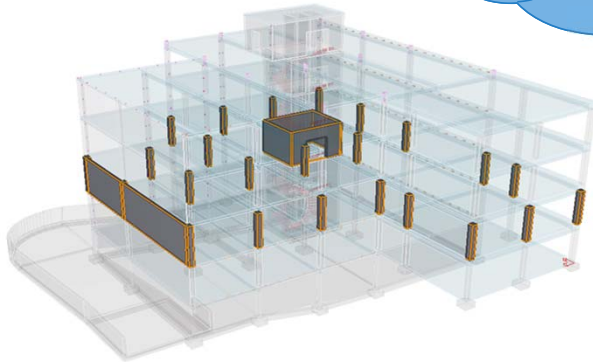
Workflow Tools - Categories




Categories



Categories



| Select subcategory |
|----------------------|
| Cancel |
| Site (693) |
| Training Model (693) |
| East side (240) |
| Floor (171) |
| Roof (69) |
| West side (453) |
| Floor (280) |
| Roof (173) |
| Uncategorized (0) |



Usage in Trimble Connect

- Filtering
- Reporting quantities
- Quick Inquiry
- Visualizations
- Sequences
- ...

Workflow Tools - Publish Categories

The screenshot displays the Tekla software interface with the following components:

- Categories Panel (Left):** A tree view showing the project structure. The 'Steel Assemblies' category is expanded, showing sub-categories like ANCHOR_ROD (256), BEAM (659), BRACE (6), Backer Bar (2), COLUMN (106), HANGER (2), and JOIST (102).
- Publish categories to Trimble Connect Dialog (Center):** A dialog box with a table of categories and a 'Publish' checkbox. The table is as follows:

| Category | Publish |
|-----------------------|-------------------------------------|
| Campus | <input checked="" type="checkbox"/> |
| Property Category | <input type="checkbox"/> |
| Steel Assemblies | <input checked="" type="checkbox"/> |
| Steel Secondary Parts | <input checked="" type="checkbox"/> |
| Bolt Groups | <input type="checkbox"/> |
| Welds | <input type="checkbox"/> |
| Components | <input type="checkbox"/> |

Below the table is a checkbox for 'Synchronize the categories before export' and two buttons: 'Update categories to Trimble Connect' and 'Cancel'.
- Select subcategory Dialog (Right):** A dialog box showing a list of subcategories for selection, including ANCHOR_ROD (256), BEAM (659), BRACE (6), COLUMN (106), HANGER (2), JOIST (102), PLATE (1), RAIL (4), STAIR (4), and VERTICAL HSS BRACE (85).
- Export Organizer Categories Panel (Bottom Left):** A panel with three buttons: 'Export Organizer categories', 'Import Organizer categories', and 'Publish to Trimble Connect' (highlighted with a red box).

Trimble Connect For Hololens

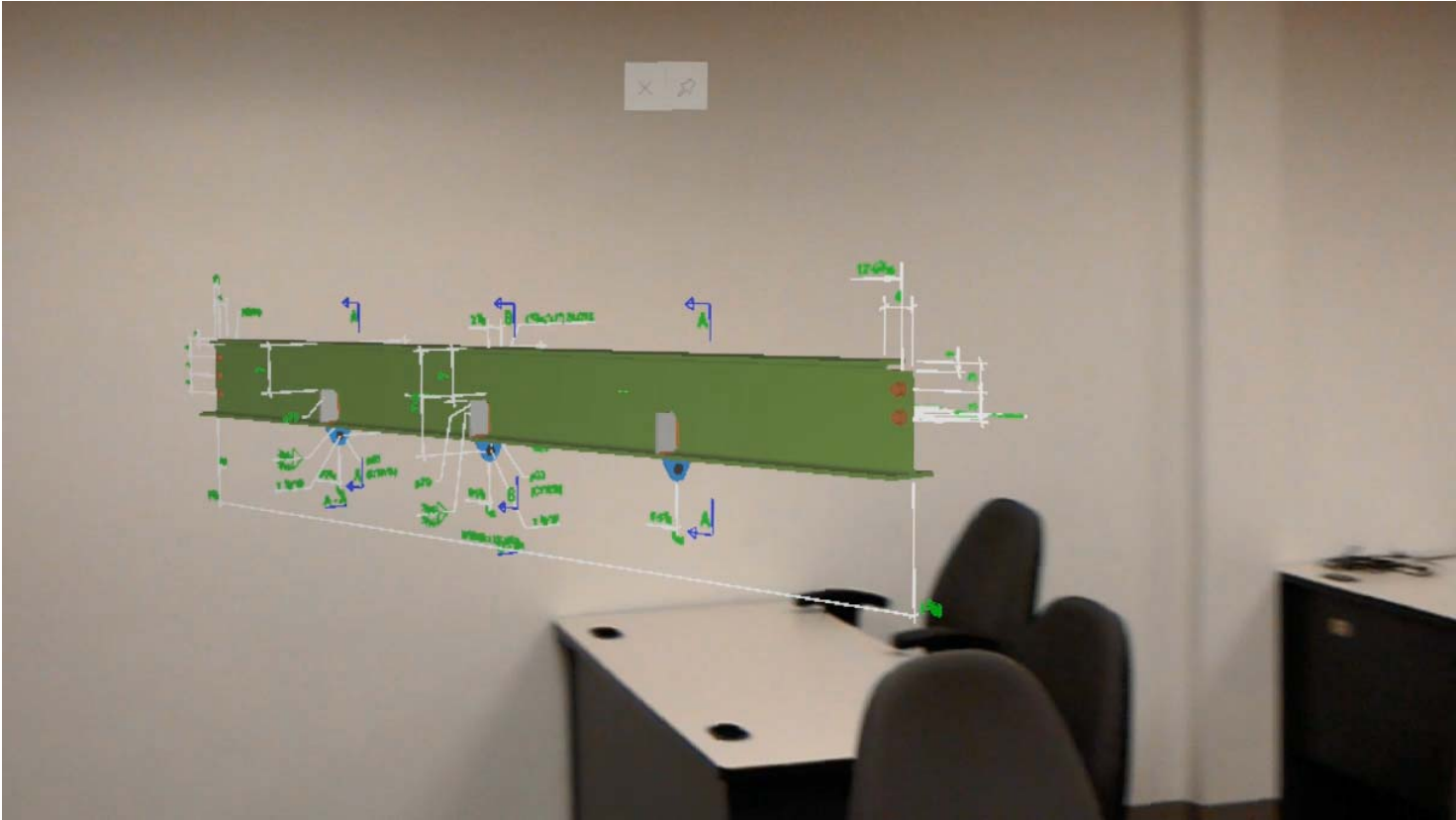


2019



TEKLA
BASECAMP

Trimble Connect For Hololens



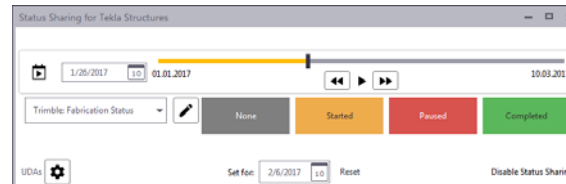
SUMMARY



Cloud Based Construction Workflows

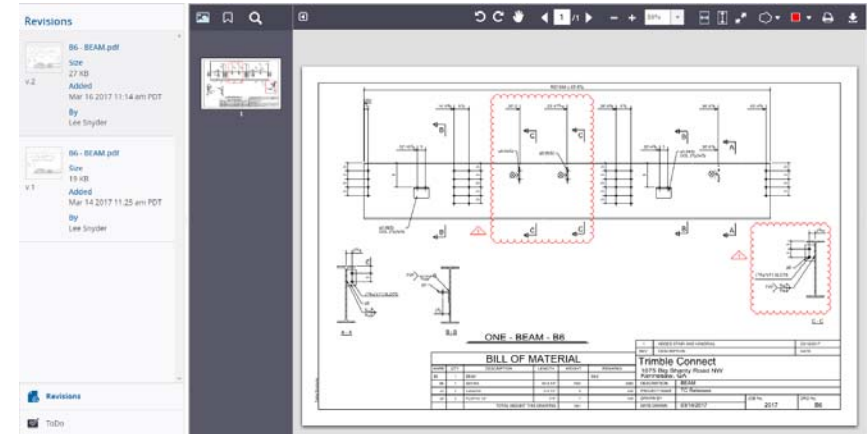
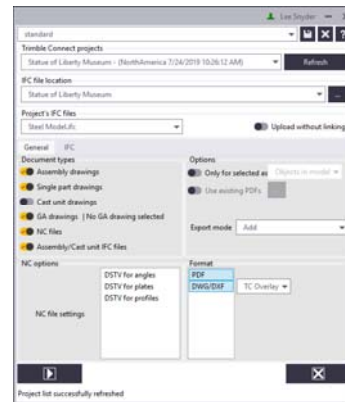
Status Sharing

- Create Actions
- View Status
- History Playback



Linking documents to Trimble Connect

- Per Assembly or a Part
- Link IFC of Assembly
- Link CNC & DWG Overlay
- Link part, assembly and GAs PDF's



Releases and Document Markup Tools

- Send versions of files or folders
- Markup documents
- Assign as TODO's

Thank you!

QUESTIONS?

